

# Description of the production scheme of the postcard

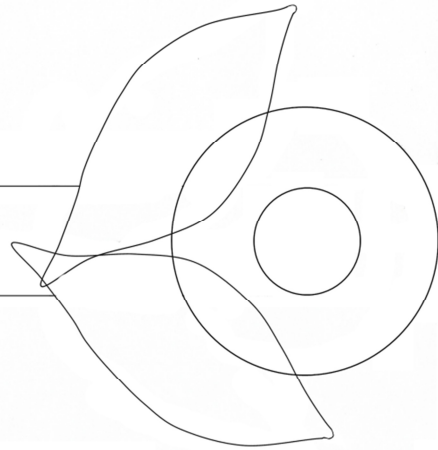
"Symbol of sympathy - Primrose".



Russia, St. Petersburg 2018.

www.asreda.com

A flower – detail



Origami glass!

A line of cutting

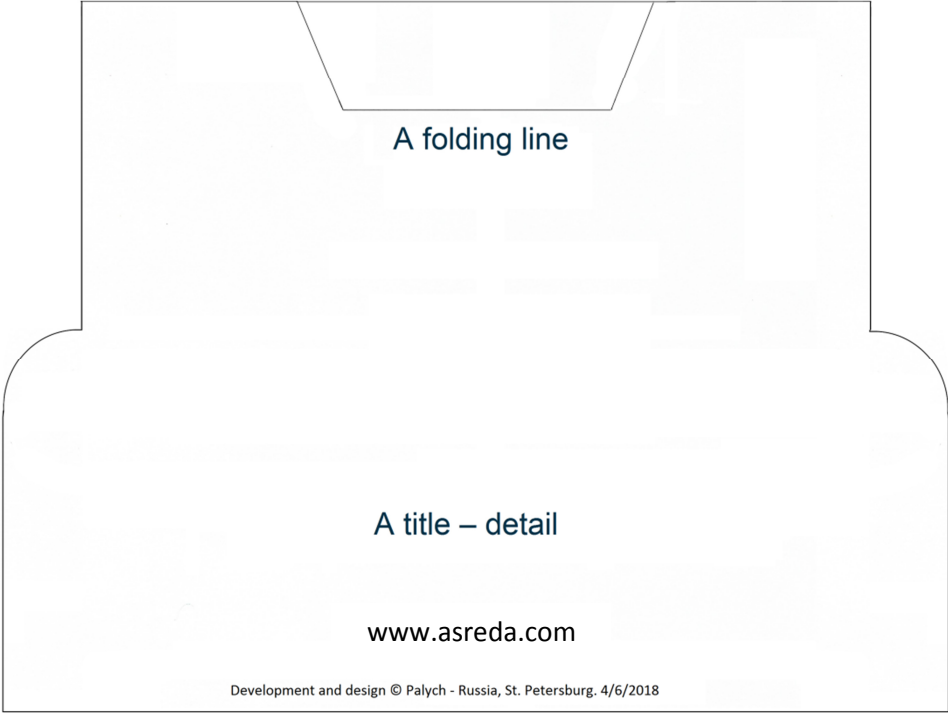
**A base – detail**

www.asreda.com

Development and design © Palych - Russia, St. Petersburg. 4/6/2018

A folding line





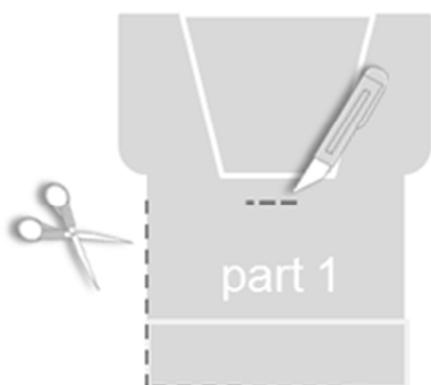
A folding line

A title – detail

[www.asreda.com](http://www.asreda.com)

Development and design © Palych - Russia, St. Petersburg. 4/6/2018

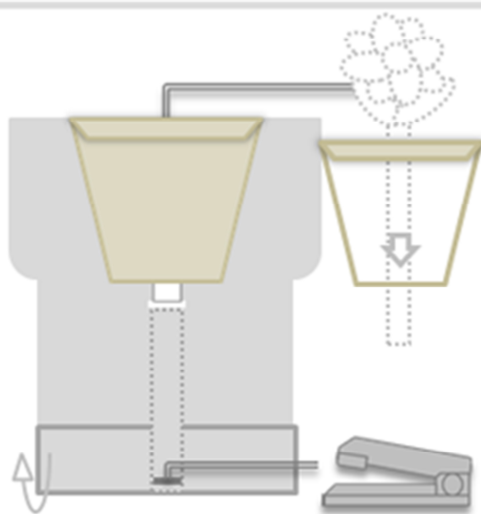
1



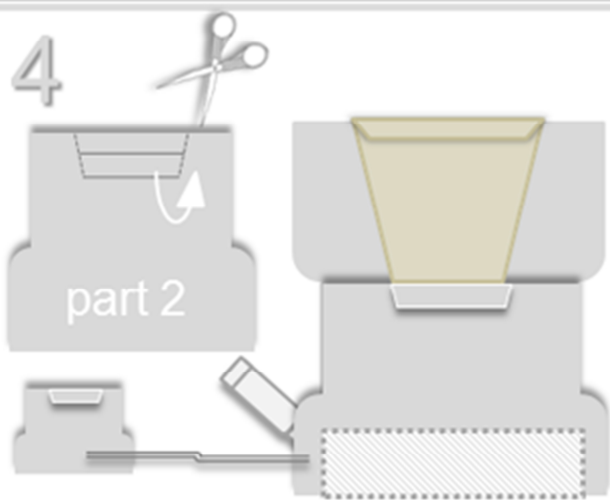
2



3



4

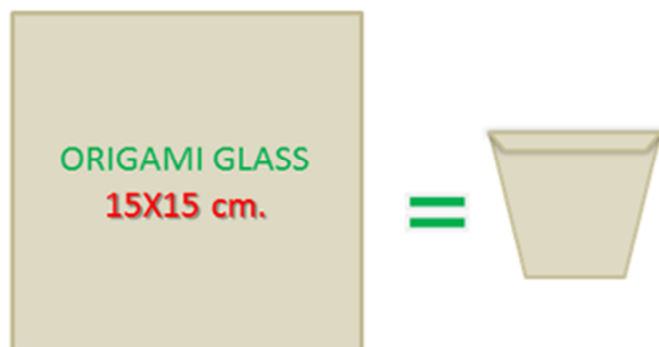




## Description of the production scheme of the postcard "Symbol of sympathy - Primrose".

PRINT OUT THE TEMPLATE SHEETS ON THE PRINTER  
AND CUT THEM OUT.

1. Transfer the image of the patterns on the back of the cardboard, from which you will make your postcard "Symbol of sympathy". Make an incision in the center of part 1, by marking the template.




2. Cut the bottom of the origami model "Glass" with the edge. Fold the folded triangle at the top of the cup. Then, stick a glass "flower pot" into place by marking the template.

3. Fold the bottom of part 1 along the fold line to the rear. In advance, pass the finished part of the flower through the glass.

Apply an application flower. A flower made of cardboard should be inside the "flower pot". 1. Insert the stem of the flower through the incision in the center so that its part is on the back of the part 1.

Adjust the flower in the center of the "flower pot" glass. 1. Fasten the stem with a stapler.

**Important! Do not bend the part 1 of the stem itself along the folding line!**



4. Take the part 2. Make incisions in the center of the part along the sides according to the template marking. Bend the notched part outwards and bend it in half.

Take the part 1.

Lubricate the whole area of the lower part (the one that is bent) with glue from the front side. Now glue the bottom of part 2 to the bottom of part 1. Smooth the connection.

**Important! Do not bend along the fold line part 2.**

When you open the card, "Symbol of sympathy - Primrose" the flower "grows" from a flower pot.



*Creative Commons «Attribution-NonCommercial-NoDerivatives»  
Development and design © Palych - Russia, St. Petersburg. 4/6/2018  
[www.asreda.com](http://www.asreda.com)*